

S9 1/4"

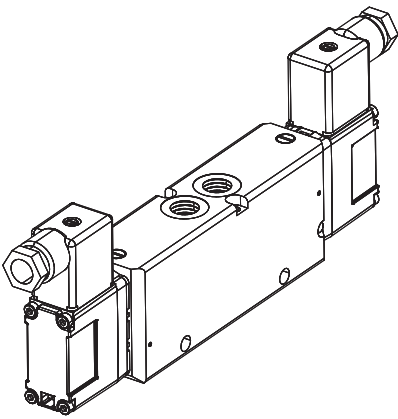
Piezo-controlled pneumatic valve
for intrinsically safe applications

Technical Data

EN MET



HOERBIGER



GENERAL PROPERTIES

S9 1/4"

GENERAL PROPERTIES

Type	S9 1/4"
Function	Switching 3/2; 5/2; 5/3-way NC monostable; bistable overlapping
Actuation type	Piezoelectric pilot
Constructive structure	Gate valve
Manual override	Tactile; snapping
Connection type	Thread G 1/4"
Weight	See dimensions
Installation position	Any
Protection type	IP 65, DIN EN 60529/A1:2000 ¹⁾
Storage temperature	-40 °C to +80 °C
Ambient temperature ²⁾	-10 °C to +60 °C (-25 °C to +60 °C with pilot air pressure > 5.5 bar)
Medium temperature ²⁾	-10 °C to +60 °C (-25 °C to +60 °C with pilot air pressure > 5.5 bar)
Material	Anodized aluminium, aluminium teflon coated, brass, spring steel, plastic, elastomer, NBR, ARCAP
Behavior in case of energy failure	Monostable – port 4 exhaust; bistable – keep present position

¹⁾ With mounted connector plug and tight pneumatic connections

²⁾ For use below the freezing point, dried air is required (pressure dew point 10 K below ambient or medium temperature).

GENERAL PNEUMATIC PROPERTIES

Media ³⁾	Compressed air and neutral gases
Media quality	According to ISO 8573-1:2010 (7:3:4)
Flow direction on	See order number overview
Flow direction off	See order number overview
Approval acc. to EU Type test certificate	
Category, ignition type protection	Gas: II 1G Ex ia IIC T4/T5/T6 Ga Dust: II 2D Ex ia IIIB T125°C Db Mechanical S9 (basic valve): II 2 G Ex h IIC T6/T5 Gb -10 °C ≤ T _a ≤ +40 °C/+60 °C

³⁾ Other media only after approval by the manufacturer

PNEUMATIC PROPERTIES

	S9 1/4" INTERNAL PILOT AIR	S9 1/4" EXTERNAL PILOT AIR
Nominal pressure (p _N)	6 bar	6 bar
Input pressure min (p1 _{min})	2.5 bar	0 bar ⁴⁾
Input pressure max (p1 _{max})	8 bar	8 bar
Nominal flow rate 1 to 2 (Q _N) ⁵⁾	≥ 1300 l/min 5/3 way variant: ≥ 1000 l/min	≥ 1300 l/min

⁴⁾ At p1 < 2.5 bar: p_{st} > 2.5 bar; at p1 2.5 ... 8.0 bar: p_{st} ≥ p1

⁵⁾ Measured at p1 = nominal pressure and pressure drop 1 bar

ELECTRICAL PROPERTIES

S9 1/4"

ELECTRICAL PROPERTIES

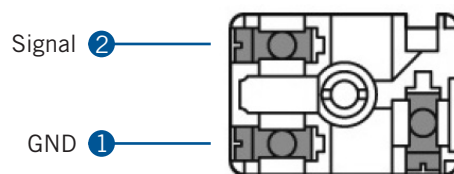
	PT63	PM64	PN61	PN65	PT67
Electrical connection	DIN EN 175301-803 Construction type B				
Nominal voltage (U_N)	9 V DC	16 V DC	30 V DC	30 V DC	9 V DC
Switching voltage ON (U_{on})	5.5 to 9 V DC	6 to 16 V DC	7 to 30 V DC	11 to 30 V DC	4.5 to 9 V DC
Switching voltage OFF (U_{off})	1 V DC				
Holding current ON (I_{on})	1 to 19 mA	1.7 to 23 mA	2 to 19 mA	2 to 6.6 mA	1 to 19 mA
Holding current OFF (I_{off})	0.05 mA	0.1 mA	0.22 mA	0.1 mA	0.05 mA
Power consumption min (P_{min})	5.5 mW	10 mW	14 mW	22 mW	4.5 mW
Power consumption max (P_{max})	171 mW	368 mW	571 mW	198 mW	171 mW
Safety data according to EU type test certificate					
Voltage (U_i)	9 mA	16 mA	30 mA	30 mA	9 mA
Current (I_i)	Not relevant				
External capacitance (C_i)	12 nF				
External inductance (L_i)	Negligible				

FORMULA TO CALCULATE THE ELECTRIC CURRENT

PT63	PM64	PN61	PN65	PT67
$I \text{ [mA]} = (U \times 5,14) - 27,27$	$I \text{ [mA]} = (U \times 2,13) - 11,08$	$I \text{ [mA]} = (U \times 0,74) - 3,17$	$I \text{ [mA]} = (U \times 0,245) - 0,75$	$I \text{ [mA]} = (U \times 4) - 17$

CLAMPS/CONNECTION BLOCK

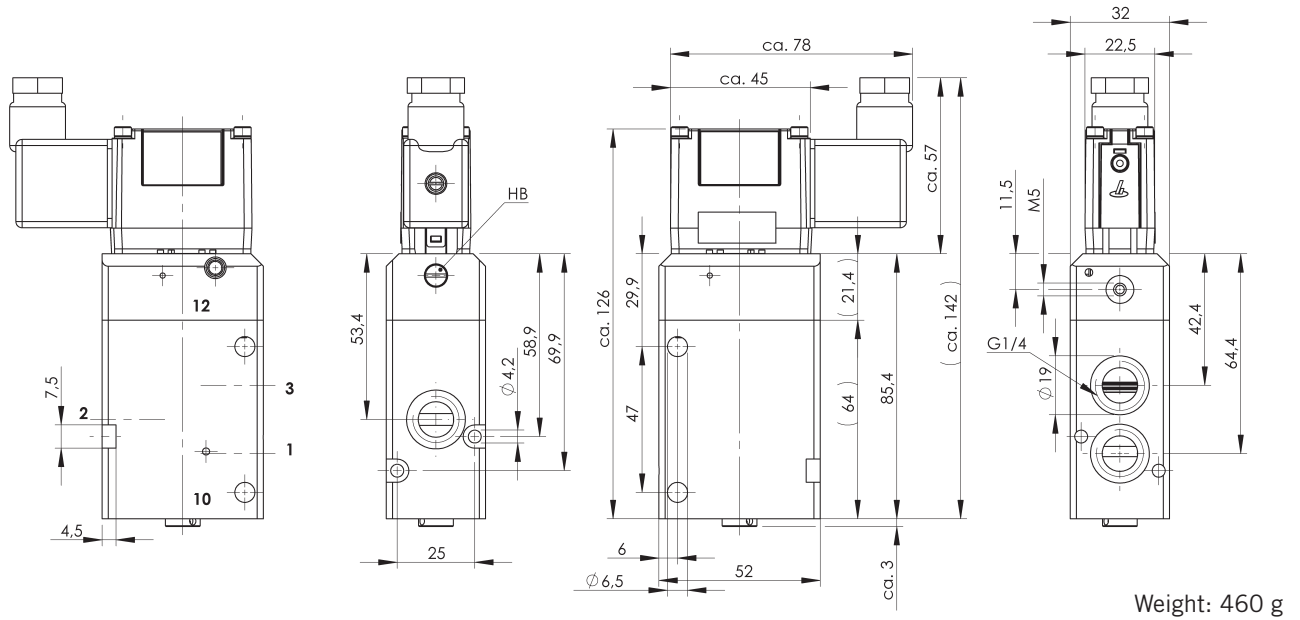
Connector	Plug connector to industrial form B; electrical connections 1=GND; 2=Signal
-----------	---



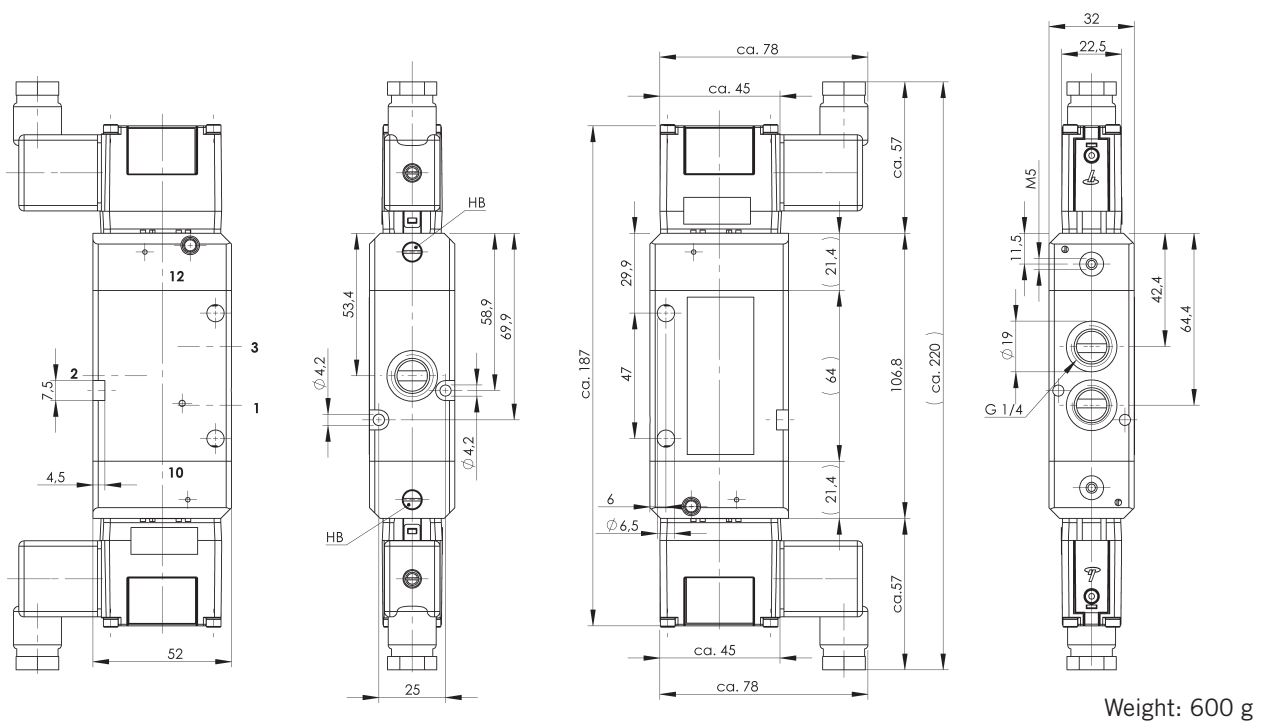
DIMENSIONS

S9 1/4"

3/2-WAY MONOSTABLE



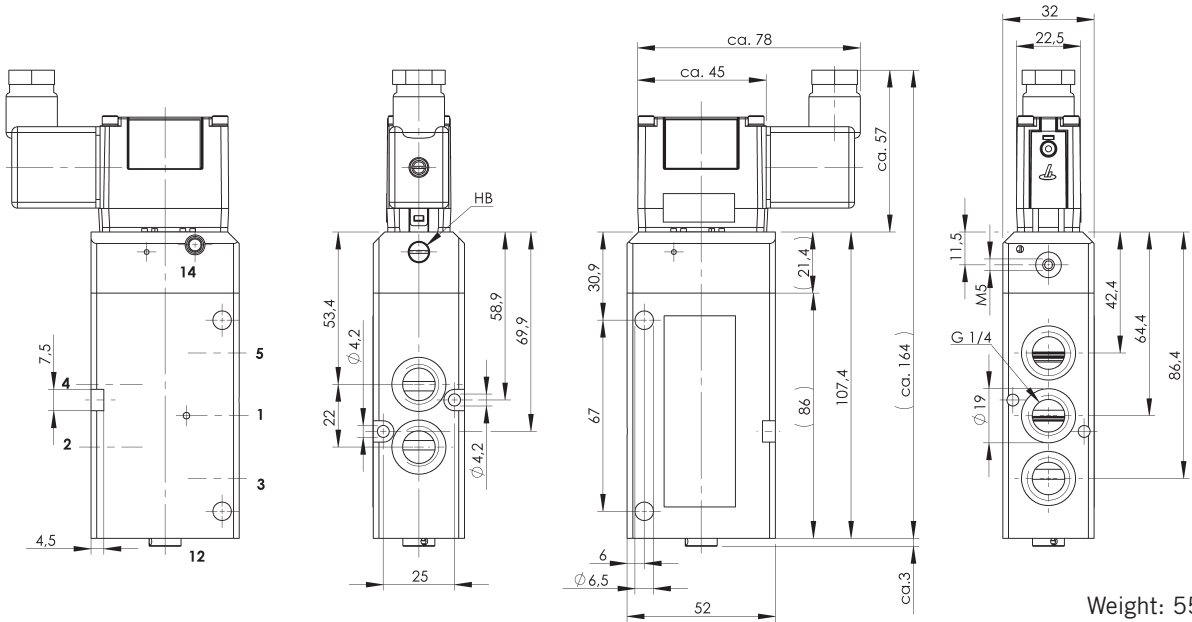
3/2-WAY BISTABLE



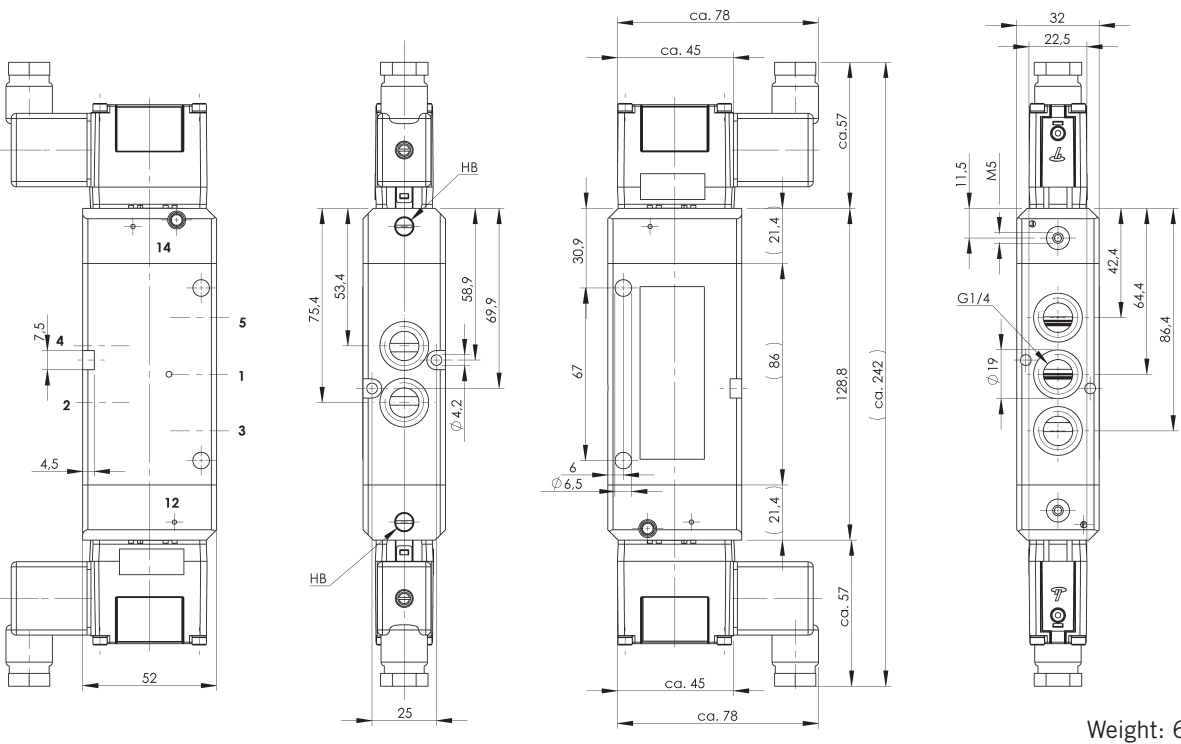
DIMENSIONS

S9 1/4"

5/2-WAY MONOSTABLE



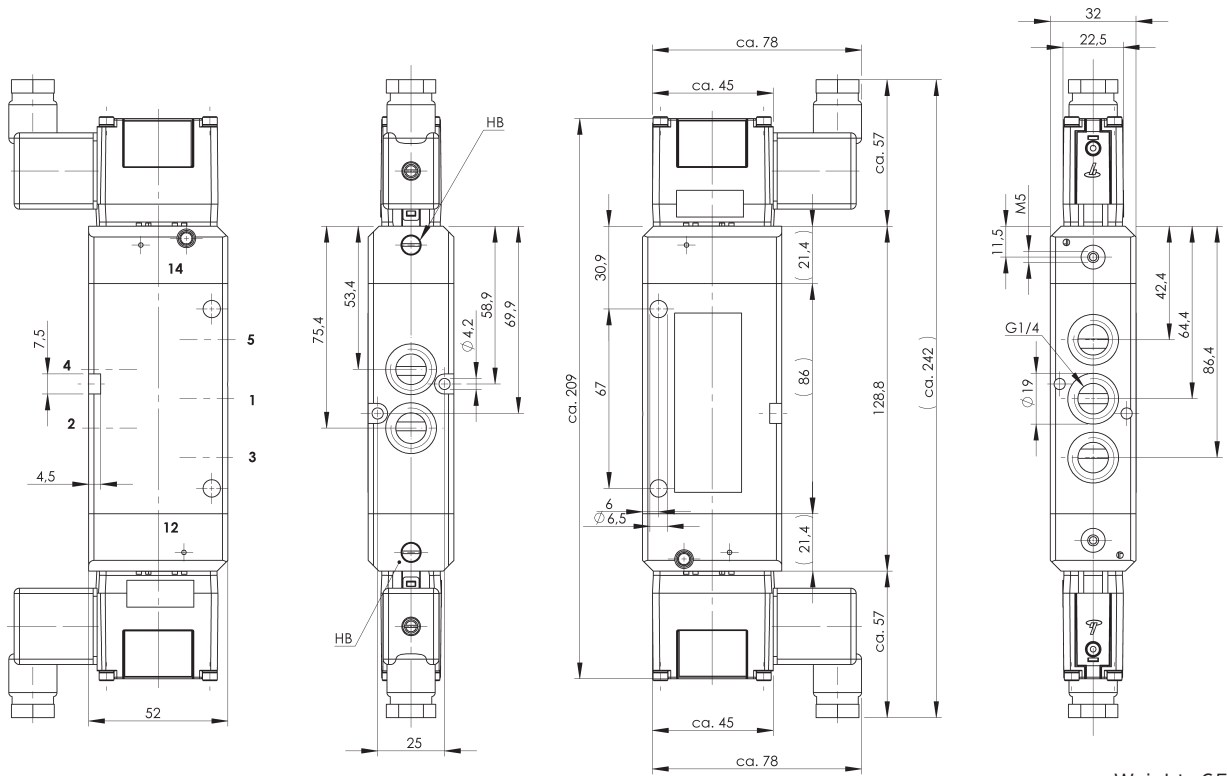
5/2-WAY BISTABLE



DIMENSIONS

S9 1/4"

5/3-WAY BISTABLE



Weight: 650 g

ACCESSORIES

S9 1/4"

ACCESSORIES



Replacement connector, 3-pole, DIN EN 175301-803 Construction type B

ORDER NO.

P08-ANG-S001

ORDER KEY

S9 1/4"

TYPE NUMBER KEY

		1	2	3
TYPE NUMBER	S 0 9	x x x	6 x 6 x	x 0 x
Example	S 0 9	9 5 0	6 4 6 A	0 0 0

1 Device type + Valve type

950	3/2 monostable	
951	3/2 bistable	
952	3/2 monostable with ext. pilot pressure	
953	3/2 bistable with ext. pilot pressure	
954	5/2 monostable	
955	5/2 bistable	
956	5/2 monostable with ext. pilot pressure	
957	5/2 bistable with ext. pilot pressure	
980	5/3 middle position closed	
982	5/3 middle position exhausted	
984	5/3 middle position venting	

2 Type of electronic

616A	PN61 = 7 – 30 V DC
6A6C	PN61 = 7 – 30 V DC + LED
636A	PT63 = 5,5 – 9 V DC
646A	PM64 = 6 – 16 V DC
656A	PN65 = 11 – 30 V DC
676A	PN67 = 4,5 - 9 V DC

3 Labeling

000	Standard
S01	Special versions, sequentially numbered
S02	
...	

CONVERSION FACTORS

S9 1/4"

CONVERSION FACTORS

VALUE	UNIT	CONVERSION UNIT	FACTOR
Length	mm	in	0.03934
	in	mm	25.4
	m	ft	3.28084
	ft	m	0.3048
Weight	kg	lb	2.204622
	lb	kg	0.453592
Pressure	bar	psi	14.5035
	psi	bar	0.06895
	MPa	psi	145.035
	psi	MPa	0.006895
	bar	MPa	0.1
	MPa	bar	10
Temperature	°C	°F	1.8 °C + 32
	°F	°C	0.5556 °F – 32
Torque	Nm	ft/lbs	0.7375
	ft/lbs	Nm	1.3558

ADDITIONAL DOCUMENTATION

S9 1/4"

WWW.HOERBIGER.COM

This data sheet and additional documentation is available in the download area of the company's website.



www.hoerbiger.com

HOERBIGER Flow Control GmbH

Südliche Römerstraße 15

86972 Altenstadt, Germany

Tel. +49 (0)8861 221-0

Fax +49 (0)8861 221-1305

E-Mail: flowcontrol@hoerbiger.com

www.hoerbiger.com



TECHNICAL DATA AND ILLUSTRATIONS The technical data and figures were compiled with great care and to the best of our knowledge. HOERBIGER accepts no liability for the currentness, correctness and completeness of this information. The content of this catalog shall not be construed as a quotation in the legal sense. A written order confirmation from HOERBIGER, which is provided exclusively subject to HOERBIGER's General Sales and Delivery Terms and Conditions, shall be decisive for the execution of the contract. You can obtain these from our Sales Department or from our website at: www.hoerbiger.com. The data and information, such as figures, drawings, descriptions, dimensions, weights, materials, technical and other deliverables contained in general product descriptions, HOERBIGER catalogs, brochures and price lists in any form, as well as the described products and services are subject to change and may be amended or updated at any time without prior announcement by HOERBIGER. They are binding only to the extent that they are expressly referenced in the contract or the order confirmation. Minor deviations from such product-describing information shall be deemed accepted and do not affect the performance of contracts, to the extent they are within reason for the customer. This catalog contains no express or implied guarantees, warranted qualities, or representations and warranties whatsoever on the part of HOERBIGER for the represented products, also with regard to the availability of the products. To the extent it is allowed by law, any liability on the part of HOERBIGER is hereby excluded for direct or indirect damage, consequential damage, claims regardless of type and on whatever legal grounds, which are caused by the use of information contained in this catalog. The liability disclaimer shall not apply to deceit, intent or gross negligence, injury to life, limb or health, or where unlimited liability is prescribed by law. Trademark, copyright and duplication The representation of industrial property rights such as brands, logos, registered trademarks or patents in this catalog shall not be construed to include the granting of licenses or rights of use. Their use is not permitted without the express written consent of HOERBIGER. The entire content of this catalog is the intellectual property of HOERBIGER. As defined by copyright, any unlawful use of intellectual property, including in extracts, is prohibited. Any full or partial reproduction, duplication or translation is only permitted with the prior written consent of HOERBIGER.